

# THE WARFIGHTER BRAIN HEALTH PROVIDER TOOLKIT APP

## HOW TO DOWNLOAD FOR IOS

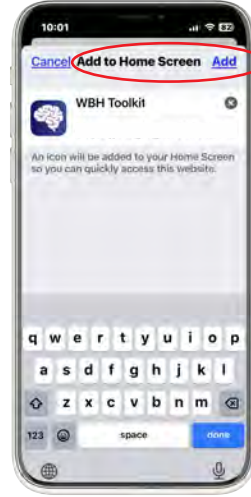
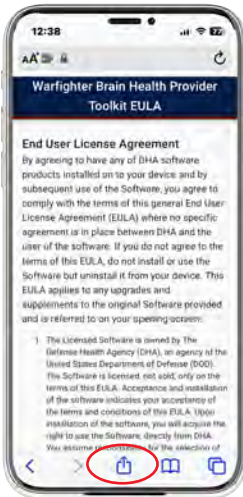


**Works best with iOS 16 or 17**

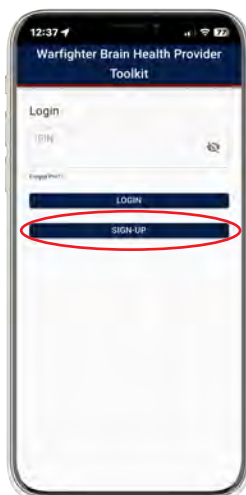
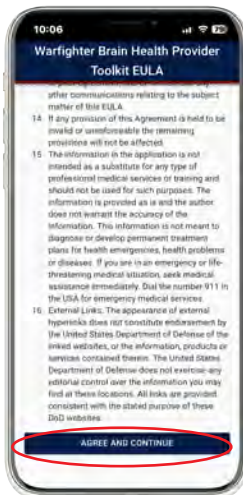
1. Using the internet browser on your mobile device, go to <https://mobile.health.mil/WBHToolkit> or scan the QR code.



2. End User License Agreement appears. Tap share symbol.
3. Scroll down to select “Add to Home Screen.”
4. Select “Add.”
5. App is installed and ready to use!



6. End User License Agreement will appear again. Select “Agree and Continue.”
7. Select “Sign Up.”
8. Create PIN and recovery questions.
9. Main app screen appears.



# HOW TO DOWNLOAD FOR ANDROID



## Works best with Android OS 7.0 through 13.0



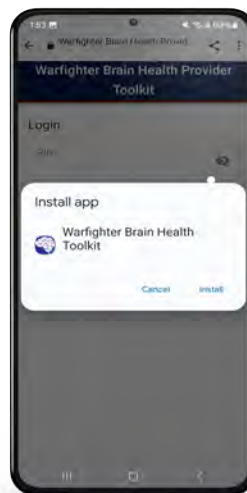
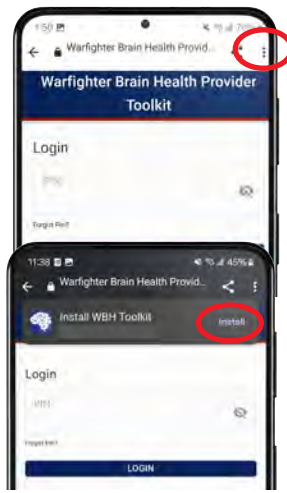

1. Using the internet browser on your mobile device, go to: <https://mobile.health.mil/WBHToolkit> or scan the QR code.

2. End User License Agreement appears.

3. Select the 3 dots at upper right corner. Next, select “Install.”

4. A pop-up opens, select “Install” again.

5. App is installed and ready to use!



6. On first use, End User License Agreement will appear again. Select “Agree and Continue.”

7. Select “Sign Up.”

8. Create PIN and recovery questions.

9. Main app screen appears

