



DoD Numbers for Traumatic Brain Injury Worldwide – Totals

2006

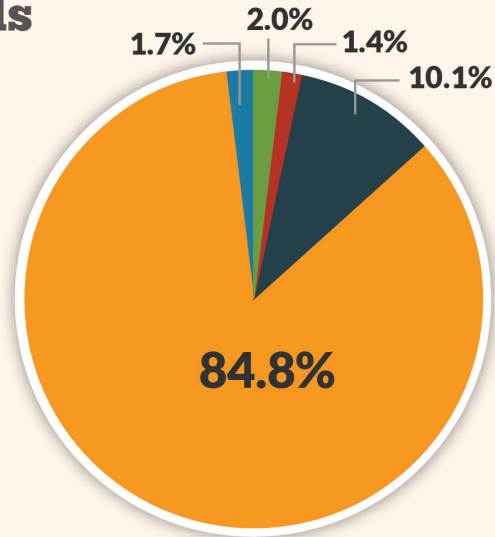
Penetrating	347
Severe	231
Moderate	1,714
Mild	14,436
Not Classifiable	295

Total - All Severities 17,023

Source: Defense Medical Surveillance System (DMSS), Theater Medical Data Store (TMDS) provided by the Armed Forces Health Surveillance Center (AFHSB)

Prepared by the Defense and Veterans Brain Injury Center (DVBIC)

*Percentages do not add up to 100% due to rounding



2006, as of June 21, 2018

Effective October 2015, the International Classification of Diseases was updated. With the improved information, more moderate traumatic brain injuries can be counted. Previously, some cases were categorized as “unclassifiable” severity due to more limited surveillance information. Also in 2015, the Assistant Secretary of Defense clarified the TBI case definition. A subsequent review found that some of the remaining “unclassifiable” cases were likely moderate TBI. This change also will contribute to higher counts of moderate TBI surveillance cases.

Worldwide numbers represent medical diagnoses of TBI that occurred anywhere U.S. forces are located including the continental United States since 2000.

Concussion/Mild TBI is characterized by the following: Confused or disoriented state which lasts less than 24 hours; or loss of consciousness for up to 30 minutes; or memory loss lasting less than 24 hours. Excludes penetrating TBI. A CT scan is not indicated for most patients with a Mild TBI. If obtained, it is normal.

Moderate TBI is characterized by the following: Confused or disoriented state which lasts more than 24 hours; or loss of consciousness for more than 30 minutes, but less than 24 hours; or memory loss lasting greater than 24 hours but less than seven days; or meets criteria for Mild TBI except an abnormal CT scan is present. Excludes penetrating TBI. A structural brain imaging study may be normal or abnormal.

Severe TBI is characterized by the following: Confused or disoriented state which lasts more than 24 hours; or loss of consciousness for more than 24 hours; or memory loss for more than seven days. Excludes penetrating TBI. A structural brain imaging study may be normal but usually is abnormal.

Penetrating TBI, or open head injury, is characterized by the following: A head injury in which the scalp, skull and dura mater (the outer layer of the meninges) are penetrated. Penetrating injuries can be caused by high-velocity projectiles or objects of lower velocity such as knives, or bone fragments from a skull fracture that are driven into the brain.

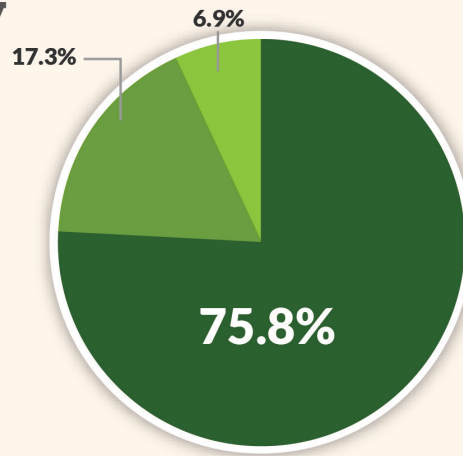


DoD Numbers for Traumatic Brain Injury Worldwide – Army

2006

Active	7,018
Guard	1,597
Reserve	639

Total - Army 9,254



Source: Defense Medical Surveillance System (DMSS), Theater Medical Data Store (TMDS) provided by the Armed Forces Health Surveillance Branch (AFHSB)

Prepared by the Defense and Veterans Brain Injury Center (DVBIC)

2006, as of June 21, 2018

Service	Component	Severity	Diagnosed
Army	Active	Penetrating	189
		Severe	102
		Moderate	709
		Mild	5,896
		Not Classifiable	122
	Guard	Penetrating	33
		Severe	26
		Moderate	177
		Mild	1,332
		Not Classifiable	29
	Reserve	Penetrating	12
		Severe	11
		Moderate	63
		Mild	541
		Not Classifiable	12

2006, as of June 21, 2018

Source: Defense Medical Surveillance System (DMSS) and Theater Medical Data Store (TMDS) provided by the Armed Forces Health Surveillance Branch (AFHSB)
Prepared by the Defense and Veterans Brain Injury Center (DVBIC)

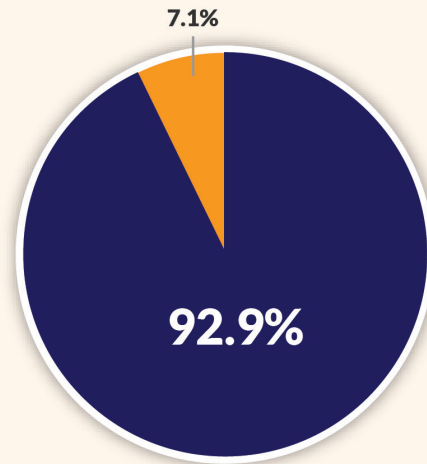


DoD Numbers for Traumatic Brain Injury Worldwide – Navy

2006

Active	2,473
Reserve	190

Total - Navy 2,663



Source: Defense Medical Surveillance System (DMSS), Theater Medical Data Store (TMDS) provided by the Armed Forces Health Surveillance Branch (AFHSB)

Prepared by the Defense and Veterans Brain Injury Center (DVBIC)

2006, as of June 21, 2018

Service	Component	Severity	Diagnosed
Navy	Active	Penetrating	29
		Severe	28
		Moderate	217
		Mild	2,143
		Not Classifiable	56
	Reserve	Penetrating	-
		Severe	1
		Moderate	19
		Mild	165
		Not Classifiable	5

2006, as of June 21, 2018

Source: Defense Medical Surveillance System (DMSS) and Theater Medical Data Store (TMDS) provided by the Armed Forces Health Surveillance Branch (AFHSB)

Prepared by the Defense and Veterans Brain Injury Center (DVBIC)

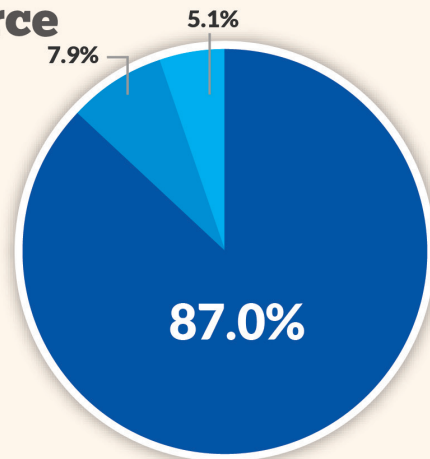


DoD Numbers for Traumatic Brain Injury Worldwide – Air Force

2006

■ Active	2,235
■ Guard	204
■ Reserve	131

Total - Air Force **2,570**



Source: Defense Medical Surveillance System (DMSS), Theater Medical Data Store (TMDS) provided by the Armed Forces Health Surveillance Branch (AFHSB)

Prepared by the Defense and Veterans Brain Injury Center (DVBIC)

2006, as of June 21, 2018

Service	Component	Severity	Diagnosed
Air Force	Active	Penetrating	21
		Severe	24
		Moderate	194
		Mild	1,966
		Not Classifiable	30
	Guard	Penetrating	5
		Severe	4
		Moderate	20
		Mild	167
		Not Classifiable	8
	Reserve	Penetrating	-
		Severe	2
		Moderate	12
		Mild	114
		Not Classifiable	3

2006, as of June 21, 2018

Source: Defense Medical Surveillance System (DMSS) and Theater Medical Data Store (TMDS) provided by the Armed Forces Health Surveillance Branch (AFHSB)

Prepared by the Defense and Veterans Brain Injury Center (DVBIC)

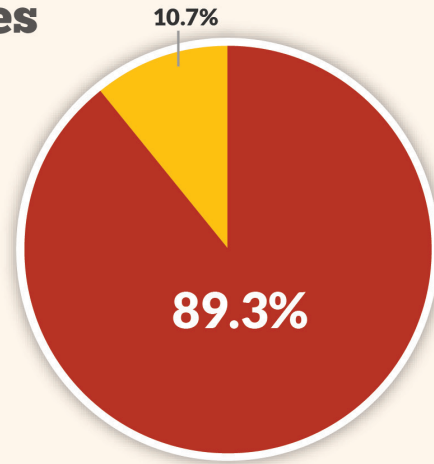


DoD Numbers for Traumatic Brain Injury Worldwide – Marines

2006

Active	2,264
Reserve	272

Total - Marines **2,536**



Source: Defense Medical Surveillance System (DMSS), Theater Medical Data Store (TMDS) provided by the Armed Forces Health Surveillance Branch (AFHSB)

Prepared by the Defense and Veterans Brain Injury Center (DVBIC)

2006, as of June 21, 2018

Service	Component	Severity	Diagnosed
Marines	Active	Penetrating	53
		Severe	28
		Moderate	269
		Mild	1,891
		Not Classifiable	23
	Reserve	Penetrating	5
		Severe	5
		Moderate	33
		Mild	222
		Not Classifiable	7

2006, as of June 21, 2018

Source: Defense Medical Surveillance System (DMSS) and Theater Medical Data Store (TMDS) provided by the Armed Forces Health Surveillance Branch (AFHSB)

Prepared by the Defense and Veterans Brain Injury Center (DVBIC)